

IPEDS 2021-22 Prior Year Data Revision System

IPEDS HELP DESK (877) 225-2568 | ipedshelp@rti.org

OMB NO. 1850-0582 v.29 : Approval Expires 8/31/2022

User ID: 39C0021

Fall Enrollment 2021-22

Institution: University of Akron Main Campus (200800)

User ID: 39C0021

Overview

Fall Enrollment Overview

The Fall Enrollment component collects student enrollment counts by level of student, enrollment status, gender and race/ethnicity. In addition, first-time student retention rates and the student-to-faculty ratio are collected. Enrollment by age is required in odd-numbered years, and enrollment by residence of first-time undergraduates is required in even-numbered years.

Institutions operating on a traditional academic year calendar (semester, trimester, quarter, or 4-1-4) report Fall enrollment as of the institution's official fall reporting date or October 15. Institutions operating on a calendar that differs by program or that enrolls students on a continuous basis (referred to as program reporters) report Fall enrollment as students enrolled any time during the period August 1 and October 31.

Data reporting reminders:

- Part B, Enrollment of students by age, is **required** this year.
- Part C, Residence of first-time degree/certificate-seeking undergraduates, is **optional** this year.
- For reporting students studying in consortium agreements, please refer to the Resource page at <https://nces.ed.gov/ipeds/report-your-data/data-tip-sheet-reporting-data-consortium-institutions>.

Changes to reporting for 2021-22:

There are no changes to this survey component.

Resources:

- To download the survey materials for this component: [Survey Materials](#)
- To access your prior year data submission for this component: [Reported Data](#)

If you have questions about completing this survey, please contact the **IPEDS Help Desk at 1-877-225-2568**.

Institution: University of Akron Main Campus (200800)

Part Selection

Completion of Part C (Residence of First-Time Degree/Certificate-Seeking Undergraduates) is optional this year.

Do you wish to complete Part C this year?

If you select 'Yes', you will be expected to complete the Part C screens.

If you select 'No', you will skip Part C.

- No, I will not complete Part C
- Yes, I will complete Part C

Institution: University of Akron Main Campus (200800)

User ID: 39C0021

Part A - Fall Enrollment for Full-Time Undergraduate Students

Enrollment as of the institution's **official fall reporting date** or as of **October 15, 2021**

Full-time Undergraduate Students

Reporting Reminders:

- Report Hispanic/Latino individuals of any race as Hispanic/Latino
- Report race for non-Hispanic/Latino individuals only
- Even though Teacher Preparation certificate programs may require a bachelor's degree for admission, they are considered subbaccalaureate undergraduate programs, and students in these programs are undergraduate students.

Men

Enrolled for <u>credit</u>	<u>Degree/certificate-seeking</u>			Total degree/certificate-seeking	Non-degree/ non-certificate-seeking	Total, <u>Full-time</u> <u>undergraduate</u> students
	<u>First-time</u>	<u>Non-first-time</u>				
		<u>Transfer-in</u>	<u>Continuing/ Returning</u>			
<u>Nonresident alien</u>	14	9	70	93	0	93
<u>Hispanic/Latino</u>	30	10	114	154	1	155
<u>American Indian or Alaska Native</u>	4	0	5	9	0	9
<u>Asian</u>	43	3	122	168	1	169
<u>Black or African American</u>	149	24	298	471	1	472
<u>Native Hawaiian or Other Pacific Islander</u>	0	1	1	2	0	2
<u>White</u>	766	114	2,891	3,771	21	3,792
Two or more races	61	8	131	200	2	202
<u>Race and ethnicity unknown</u>	18	5	77	100	2	102
Total men	1,085	174	3,709	4,968	28	4,996
Total men prior year	1,198	186	4,200	5,584	71	5,655

Women

Enrolled for <u>credit</u>	<u>Degree/certificate-seeking</u>			Total degree/certificate-seeking	Non-degree/ non-certificate-seeking	Total, <u>Full-time</u> <u>undergraduate</u> students
	<u>First-time</u>	<u>Non-first-time</u>				
		<u>Transfer-in</u>	<u>Continuing/ Returning</u>			
<u>Nonresident alien</u>	11	5	63	79	2	81
<u>Hispanic/Latino</u>	38	6	110	154	2	156
<u>American Indian or Alaska Native</u>	1	0	3	4	0	4
<u>Asian</u>	39	2	110	151	4	155
<u>Black or African American</u>	199	25	358	582	0	582
<u>Native Hawaiian or Other Pacific Islander</u>	1	0	1	2	0	2
<u>White</u>	662	110	2,341	3,113	47	3,160
Two or more races	67	6	148	221	6	227
<u>Race and ethnicity unknown</u>	10	2	41	53	1	54
Total women	1,028	156	3,175	4,359	62	4,421
Total women prior year	1,088	158	3,759	5,005	131	5,136

Grand total (men+women)	2,113	330	6,884	9,327	90	9,417
Grand total (men+women) prior year	2,286	344	7,959	10,589	202	10,791

Institution: University of Akron Main Campus (200800)

User ID: 39C0021

Part A - Fall Enrollment for Part-time Undergraduate Students

Enrollment as of the institution's **official fall reporting date** or as of **October 15, 2021**Part-time Undergraduate Students

Reporting Reminders:

- Report Hispanic/Latino individuals of any race as Hispanic/Latino
- Report race for non-Hispanic/Latino individuals only
- Even though Teacher Preparation certificate programs may require a bachelor's degree for admission, they are considered subbaccalaureate undergraduate programs, and students in these programs are undergraduate students.

Men

Enrolled for <u>credit</u>	<u>Degree/certificate-seeking</u>			Total degree/certificate-seeking	Non-degree/ non-certificate-seeking	Total, <u>part-time</u> <u>undergraduate</u> students
	<u>First-time</u>	<u>Non-first-time</u>				
		<u>Transfer-in</u>	<u>Continuing/ Returning</u>			
<u>Nonresident alien</u>	0	0	6	6	3	9
<u>Hispanic/Latino</u>	0	1	30	31	9	40
<u>American Indian or Alaska Native</u>	0	0	3	3	0	3
<u>Asian</u>	0	1	59	60	16	76
<u>Black or African American</u>	3	2	77	82	7	89
<u>Native Hawaiian or Other Pacific Islander</u>	0	0	2	2	0	2
<u>White</u>	18	28	625	671	394	1,065
Two or more races	0	5	38	43	18	61
<u>Race and ethnicity unknown</u>	0	0	27	27	19	46
Total men	21	37	867	925	466	1,391
Total men prior year	31	42	787	860	529	1,389

Women

Enrolled for <u>credit</u>	<u>Degree/certificate-seeking</u>			Total degree/certificate-seeking	Non-degree/ non-certificate-seeking	Total, <u>part-time</u> <u>undergraduate</u> students
	<u>First-time</u>	<u>Non-first-time</u>				
		<u>Transfer-in</u>	<u>Continuing/ Returning</u>			
<u>Nonresident alien</u>	0	0	6	6	5	11
<u>Hispanic/Latino</u>	1	1	31	33	18	51
<u>American Indian or Alaska Native</u>	0	0	3	3	1	4
<u>Asian</u>	0	1	46	47	17	64
<u>Black or African American</u>	10	14	159	183	35	218
<u>Native Hawaiian or Other Pacific Islander</u>	0	0	0	0	0	0
<u>White</u>	17	21	472	510	503	1,013
Two or more races	1	0	37	38	24	62
<u>Race and ethnicity unknown</u>	0	2	22	24	13	37
Total women	29	39	776	<input checked="" type="checkbox"/> 844	616	1,460
Total women prior year	26	30	590	646	825	1,471

Grand total (men+women)	50	76	1,643	1,769	1,082	2,851
Grand total (men+women) prior year	57	72	1,377	1,506	1,354	2,860

Institution: University of Akron Main Campus (200800)

Part A - Fall Enrollment for Graduate Students

Enrollment as of the institution's **official fall reporting date** or as of **October 15, 2021**Graduate Students

Race/Ethnicity Reporting Reminder:

- Report Hispanic/Latino individuals of any race as Hispanic/Latino
- Report race for non-Hispanic/Latino individuals only

Graduate Student Reporting Reminder:

- Report all postbaccalaureate degree and certificate students as graduate students, including any doctor's-professional practice students (formerly first-professional)
- Even though Teacher Preparation certificate programs may require a bachelor's degree for admission, they are considered subbaccalaureate undergraduate programs, and students in these programs are undergraduate students.

Men

Enrolled for <u>credit</u>	Total <u>full-time</u>	Total <u>part-time</u>	Total graduate students
<u>Nonresident alien</u>	188	28	216
<u>Hispanic/Latino</u>	20	9	29
<u>American Indian or Alaska Native</u>	0	0	0
<u>Asian</u>	17	15	32
<u>Black or African American</u>	27	22	49
<u>Native Hawaiian or Other Pacific Islander</u>	0	0	0
<u>White</u>	327	270	597
Two or more races	11	9	20
<u>Race and ethnicity unknown</u>	18	9	27
Total men	608	362	970
Total men prior year	683	404	1,087

Women

Enrolled for <u>credit</u>	Total <u>full-time</u>	Total <u>part-time</u>	Total graduate students
<u>Nonresident alien</u>	70	20	90
<u>Hispanic/Latino</u>	26	17	43
<u>American Indian or Alaska Native</u>	0	0	0
<u>Asian</u>	17	18	35
<u>Black or African American</u>	41	56	97
<u>Native Hawaiian or Other Pacific Islander</u>	0	0	0
<u>White</u>	446	502	948
Two or more races	18	29	47
<u>Race and ethnicity unknown</u>	7	11	18
Total women	625	653	1,278
Total women prior year	728	628	1,356

Grand total (men+women)	1,233	1,015	2,248
Grand total (men+women) prior year	1,411	1,032	2,443


Institution: University of Akron Main Campus (200800)

User ID: 39C0021

Part A - Fall Enrollment by Distance Education Status

Enrollment as of the institution's **official fall reporting date** or as of **October 15, 2021**

	Undergraduate Students		Graduate Students
	Degree/certificate-seeking	Non-degree/non-certificate-seeking	
i Enrolled <i>exclusively</i> in <u>distance education courses</u>	761	362	315
Enrolled in <i>at least one</i> but not all distance education courses	6,944	241	633
<i>Not enrolled</i> in any distance education courses	3,391	569	<input checked="" type="checkbox"/> 1,300
Total (from prior part A screens)	11,096	1,172	2,248

 You may use the box below to provide additional context for the data you have reported above. Context notes will be posted on the College Navigator website. Therefore, you should write all context notes using proper grammar (e.g., complete sentences with punctuation) and common language that can be easily understood by students and parents (e.g., spell out acronyms).

Institution: University of Akron Main Campus (200800)

User ID: 39C0021

Part A - Fall Enrollment by Distance Education Status

Of those students *exclusively* enrolled in distance education courses, report the number that are:

		<u>Undergraduate</u> Students		<u>Graduate</u> Students
		<u>Degree/certificate-seeking</u>	Non-degree/non-certificate-seeking	
Located in	OH	712	360	248
Located in the U.S. but not in	OH	38	2	60
Located in the U.S. but state/jurisdiction unknown		4	0	3
Located outside the U.S.		7	0	4
Location unknown/unreported		0	0	0
Total students exclusively enrolled in distance education (from section above)		761	362	315

Institution: University of Akron Main Campus (200800)

User ID: 39C0021

Part A - Fall Enrollment Summary

Fall Enrollment Summary

Men

Students enrolled for credit	Total full-time students	Total part-time students	Grand total, all students
<u>Nonresident alien</u>	281	37	318
<u>Hispanic/Latino</u>	175	49	224
<u>American Indian or Alaska Native</u>	9	3	12
<u>Asian</u>	186	91	277
<u>Black or African American</u>	499	111	610
<u>Native Hawaiian or Other Pacific Islander</u>	2	2	4
<u>White</u>	4,119	1,335	5,454
Two or more races	213	70	283
<u>Race and ethnicity unknown</u>	120	55	175
Total men	5,604	1,753	7,357

Women

Students enrolled for credit	Total full-time students	Total part-time students	Grand total, all students
<u>Nonresident alien</u>	151	31	182
<u>Hispanic/Latino</u>	182	68	250
<u>American Indian or Alaska Native</u>	4	4	8
<u>Asian</u>	172	82	254
<u>Black or African American</u>	623	274	897
<u>Native Hawaiian or Other Pacific Islander</u>	2	0	2
<u>White</u>	3,606	1,515	5,121
Two or more races	245	91	336
<u>Race and ethnicity unknown</u>	61	48	109
Total women	5,046	2,113	7,159
Grand Total (men+women)	10,650	3,866	14,516

Institution: University of Akron Main Campus (200800)

User ID: 39C0021

Part B - Fall Enrollment by Age and Gender for Full-time Undergraduate Students

Enrollment as of the institution's **official fall reporting date** or as of **October 15, 2021**

Age	Full-time Undergraduate Students	
	Men	Women
Under 18	43	91
18-19	1,506	1,495
20-21	1,935	1,757
22-24	1,182	821
25-29	217	138
30-34	58	55
35-39	26	31
40-49	20	23
50-64	4	9
65 and over	1	0
Age unknown/unreported	4	1
Total full-time undergraduate students (from part A)	4,996	4,421

Institution: University of Akron Main Campus (200800)

User ID: 39C0021

Part B - Fall Enrollment by Age and Gender for Part-time Undergraduate Students

Enrollment as of the institution's **official fall reporting date** or as of **October 15, 2021**

Age	Part-time Undergraduate Students	
	Men	Women
Under 18	436	677
18-19	182	167
20-21	108	88
22-24	267	178
25-29	180	116
30-34	82	72
35-39	41	44
40-49	55	63
50-64	28	43
65 and over	9	10
Age unknown/unreported	3	2
Total part-time undergraduate students (from part A)	1,391	1,460

Institution: University of Akron Main Campus (200800)

User ID: 39C0021

Part B - Fall Enrollment by Age and Gender for Full-time Graduate Students

Enrollment as of the institution's **official fall reporting date** or as of **October 15, 2021**

Age	Full-time Graduate Students	
	Men	Women
Under 18	<input type="text" value="0"/>	<input type="text" value="0"/>
18-19	<input type="text" value="0"/>	<input type="text" value="0"/>
20-21	<input type="text" value="9"/>	<input type="text" value="24"/>
22-24	<input type="text" value="199"/>	<input type="text" value="277"/>
25-29	<input type="text" value="252"/>	<input type="text" value="187"/>
30-34	<input type="text" value="82"/>	<input type="text" value="60"/>
35-39	<input type="text" value="42"/>	<input type="text" value="32"/>
40-49	<input type="text" value="21"/>	<input type="text" value="24"/>
50-64	<input type="text" value="3"/>	<input type="text" value="17"/>
65 and over	<input type="text" value="0"/>	<input type="text" value="3"/>
Age unknown/unreported	0	1
Total full-time graduate students (from part A)	608	625

Institution: University of Akron Main Campus (200800)

User ID: 39C0021

Part B - Fall Enrollment by Age and Gender for Part-time Graduate Students

Enrollment as of the institution's official fall reporting date or as of October 15, 2021

Age	Part-time Graduate Students	
	Men	Women
Under 18	<input type="text" value="0"/>	<input type="text" value="0"/>
18-19	<input type="text" value="0"/>	<input type="text" value="0"/>
20-21	<input type="text" value="1"/>	<input type="text" value="2"/>
22-24	<input type="text" value="37"/>	<input type="text" value="74"/>
25-29	<input type="text" value="114"/>	<input type="text" value="219"/>
30-34	<input type="text" value="94"/>	<input type="text" value="137"/>
35-39	<input type="text" value="41"/>	<input type="text" value="72"/>
40-49	<input type="text" value="47"/>	<input type="text" value="107"/>
50-64	<input type="text" value="26"/>	<input type="text" value="41"/>
65 and over	<input type="text" value="1"/>	<input type="text" value="1"/>
Age unknown/unreported	1	0
Total part-time graduate students (from part A)	362	653

Institution: University of Akron Main Campus (200800)

User ID: 39C0021

Part D - Total Undergraduate Entering Class

Total Undergraduate Entering Class, Fall 2021

D1	Total full-time, first-time degree/certificate-seeking <u>undergraduates</u> from Part A (GR <u>cohort</u>)	2,113
D2	Total <u>first-time</u> degree/certificate-seeking undergraduates (full-time + part-time) from Part A	2,163
D3	Total <u>transfer-in (non-first-time entering)</u> degree/certificate-seeking undergraduates (full-time + part-time) from Part A	406
D4	Total <u>non-degree/non-certificate-seeking</u> undergraduates (full-time + part-time) from Part A	1,172
D5	Of the total non-degree/non-certificate-seeking undergraduates displayed on line D4, the number that are new to the institution in Fall 2021	550
D6	Total <u>entering students</u> at the undergraduate level Note: This is calculated as first-time students (line D2) + students transferring to the institution (line D3) + non-degree/non-certificate-seeking undergraduates entering in Fall 2021 (line D5).	3,119
D7	Percentage of undergraduate entering class represented by your GR <u>cohort</u> (line D1/line D6)	68

Institution: University of Akron Main Campus (200800)

Part E - First-time Bachelor's Cohort Retention Rates (Full-time)

Retention Rates - Full-time, First-time Bachelor's Cohort from Fall 2020


Academic reporters determine the cohort and retention as of the institution's official fall reporting date or as of October 15. Program reporters determine the cohort with enrollment any time between August 1 and October 31, 2020 and retention based on August 1, 2021.

The retention rate is calculated by the system after clicking "Save" on the screen. Exclusions are subtracted from and inclusions are added to the original cohort and the resulting adjusted cohort is used for calculating the retention rate.

Retention Data Reporting Reminders:

- Include only **full-time, first-time bachelor's** students in this cohort.
- Determine the full-time cohort using Fall 2020 status (e.g., if a student was full-time in Fall 2020, report them in the full-time cohort regardless of their Fall 2021 status).
- If there are no students to report in the cohort, enter zero. Do not leave the field blank.
- Report in the exclusions box (line E2a) the number of students from the cohort who left the institution for any of the following reasons: died or were totally and permanently disabled; to serve in the armed forces (including those called to active duty); to serve with a foreign aid service of the Federal Government (e.g., Peace Corps); or to serve on official church missions.
- Report in the inclusion box (line E2b) first-time bachelor's-seeking study abroad students who were excluded from the first-time cohort (line E1) but who have re-enrolled at the institution their second year.

FULL-TIME, FIRST-TIME BACHELOR'S COHORT RETENTION:			Prior year data (Fall 2019 cohort)	
E1	Full-time, first-time Fall 2020 bachelor's cohort	<input checked="" type="checkbox"/> 2,286	2,669	
E2a	<u>Exclusions</u> from the Fall 2020 cohort	2	3	
E2b	Inclusion to the Fall 2020 cohort	0	0	
E3	Adjusted Fall 2020 cohort (line E1- E2a + E2b)	2,284	2,666	
E4	Students from Fall 2020 cohort still enrolled as of Fall 2021	1,579	2,002	
E5	Full-time, first-time Fall 2020 bachelor's cohort retention rate (line E4 / line E3)	69 %	75 %	

 The notes below provide context for the data you've reported above and **may** be posted on the College Navigator website. Choose one option that best explains your data or choose "Not Applicable" if you do not wish to provide context notes. If none of the options provided explain your institution's data, then choose "Other" and write your own context notes. Therefore, you should write all context notes using proper grammar (e.g., complete sentences with punctuation) and common language that can be easily understood by students and parents (e.g., spell out acronyms).

Not Applicable ▼

Institution: University of Akron Main Campus (200800)

Part E - First-time Bachelor's Cohort Retention Rates (Part-time)

Retention Rates - Part-time, First-time Bachelor's Cohort from Fall 2020


Academic reporters determine the cohort and retention as of the institution's official fall reporting date or as of October 15. Program reporters determine the cohort with enrollment any time between August 1 and October 31, 2020 and retention based on August 1, 2021.

The retention rate is calculated by the system after clicking "Save" on the screen. Exclusions are subtracted from the original cohort and the resulting adjusted cohort is used for calculating the retention rate.

Retention Data Reporting Reminders:

- Include only **part-time, first-time bachelor's-seeking** students in this cohort.
- Determine part-time using Fall 2020 attendance status (e.g., if a student was part-time in Fall 2020, report them in the part-time cohort regardless of their Fall 2021 status).
- If there are no students to report in the cohort, enter zero. Do not leave the field blank.
- Report in the exclusions box (line E7a) the number of students from the cohort who left the institution for any of the following reasons: died or were totally and permanently disabled; to serve in the armed forces (including those called to active duty); to serve with a foreign aid service of the Federal Government (e.g., Peace Corps); or to serve on official church missions.
- Report in the inclusion box (line E7b) first-time bachelor's-seeking study abroad students who were excluded from the first-time cohort (line E6) but who have re-enrolled at the institution their second year.

PART-TIME, FIRST-TIME BACHELOR'S COHORT RETENTION:			Prior year data (Fall 2019 cohort)	
E6	Part-time, first-time Fall 2020 bachelor's cohort	<input type="text" value="57"/>	70	
E7a	<u>Exclusions</u> from the Fall 2020 cohort	<input type="text" value="0"/>	0	
E7b	Inclusions to the Fall 2020 cohort	<input type="text" value="0"/>	0	
E8	Adjusted Fall 2020 cohort (line E6 - E7a + E7b)	57	70	
E9	Students from Fall 2020 cohort still enrolled as of Fall 2021	<input type="text" value="19"/>	23	
E10	Part-time, first-time Fall 2020 bachelor's cohort retention rate (line E9 / line E8)	33 %	33	%

 The notes below provide context for the data you've reported above and **may** be posted on the College Navigator website. Choose one option that best explains your data or choose "Not Applicable" if you do not wish to provide context notes. If none of the options provided explain your institution's data, then choose "Other" and write your own context notes. Therefore, you should write all context notes using proper grammar (e.g., complete sentences with punctuation) and common language that can be easily understood by students and parents (e.g., spell out acronyms).

Institution: University of Akron Main Campus (200800)

Part F - Student-to-Faculty Ratio

Student-to-Faculty Ratio

Please provide your institution's student-to-faculty ratio (i.e., student-to-instructional staff) for undergraduate programs for Fall 2021. The student-to-faculty ratio and any accompanying context that is provided will be displayed on College Navigator.

Note: Logic in this item is similar to item I-2 from the Common Data Set data collection.

Click [here](#) to use a worksheet to help you determine the student-to-faculty ratio


Student-to-faculty ratio

to 1

Student-to-faculty ratio prior year

16

to 1

 You may use the box below to provide additional context for the data you have reported above. Context notes will be posted on the College Navigator website. Therefore, you should write all context notes using proper grammar (e.g., complete sentences with punctuation) and common language that can be easily understood by students and parents (e.g., spell out acronyms).

Prepared by

Reporting Reminders:

- The name of the preparer is being collected so that we can follow up with the appropriate person in the event that there are questions concerning the data.
- The Keyholder will be copied on all email correspondence to other preparers.
- The time it took to prepare this component is being collected so that we can continue to improve our estimate of the reporting burden associated with IPEDS.
- Please include in your estimate the time it took for you to review instructions, query and search data sources, complete and review the component, and submit the data through the Data Collection System.
- Thank you for your assistance.

This survey component was prepared by:

<input type="radio"/>	Keyholder	<input type="radio"/>	SFA Contact	<input type="radio"/>	HR Contact
<input type="radio"/>	Finance Contact	<input type="radio"/>	Academic Library Contact	<input checked="" type="radio"/>	Other
Name: <input type="text" value="Md Azizul Islam"/>					
Email: <input type="text" value="mislam@uakron.edu"/>					

How many staff from your institution only were involved in the data collection and reporting process of this survey component?

Number of Staff (including yourself)

How many hours did you and others from your institution only spend on each of the steps below when responding to this survey component?
Exclude the hours spent collecting data for state and other reporting purposes.

Staff member	Collecting Data Needed	Revising Data to Match IPEDS Requirements	Entering Data	Revising and Locking Data
Your office	<input type="text"/> hours	<input type="text"/> hours	<input type="text"/> hours	<input type="text"/> hours
Other offices	<input type="text"/> hours	<input type="text"/> hours	<input type="text"/> hours	<input type="text"/> hours

Institution: University of Akron Main Campus (200800)

Summary

Fall Enrollment Survey Summary

IPEDS collects important information regarding your institution. All data reported in IPEDS survey components become available in the IPEDS Data Center and appear as aggregated data in various Department of Education reports. Additionally, some of the reported data appears specifically for your institution through the College Navigator website and is included in your institution's Data Feedback Report (DFR). The purpose of this summary is to provide you an opportunity to view some of the data that, when accepted through the IPEDS quality control process, will appear on the College Navigator website and/or your DFR. College Navigator is updated approximately three months after the data collection period closes and Data Feedback Reports will be available through the [Data Center](#) and sent to your institution's CEO in November 2021.

Please review your data for accuracy. If you have questions about the data displayed below after reviewing the data reported on the survey screens, please contact the IPEDS Help Desk at: 1-877-225-2568 or ipedshelp@rti.org.

Four-Year Institutions with Graduate Students

Student Enrollment	
Total enrollment	14,516
Undergraduate enrollment	12,268
Undergraduate transfer-in enrollment	406
Graduate enrollment	2,248
Student-to-faculty ratio	17 to 1

Student Characteristics (All Students)	
Percent of all students who are female	49%
Percent of all students by race/ethnicity:	
American Indian or Alaska Native	0%
Asian	4%
Black or African American	10%
Hispanic/Latino	3%
Native Hawaiian or Pacific Islander	0%
White	73%
Two or More Races	4%
Race and ethnicity unknown	2%
Nonresident alien	3%

Undergraduate Student Characteristics	
Percent of undergraduates who are female	48%
Percent of undergraduates who are full-time	77%
Percent of undergraduates by race/ethnicity:	
American Indian or Alaska Native	0%
Asian	4%
Black or African American	11%
Hispanic/Latino	3%
Native Hawaiian or Pacific Islander	0%
White	74%
Two or More Races	4%
Race and ethnicity unknown	2%
Nonresident alien	2%
Percent of undergraduate students by age:	
24 and under	89%
25 and over	11%
Age unknown	0%

Undergraduate Retention and Graduation Rate Cohort	
First-time, full-time bachelor's seeking student retention rate	69%
First-time, part-time bachelor's seeking student retention rate	33%

Graduation rate cohort as percent of total entering students	68%

Graduate Student Characteristics	
Percent of graduate students who are female	57%
Percent of graduate students who are full-time	55%

Edit Report

Fall Enrollment

Source	Description	Severity	Resolved	Options
Screen: Part A - Fall Enrollment for Part-time Undergraduate Students				
Screen Entry	The number entered is outside the expected range when compared with the prior year value. Please correct your data or explain. (Error #6304)	Explanation	Yes	
Reason	In Fall 2021, part-time undergraduates enrollment increased compared to the prior year.			
Screen: Part A - Fall Enrollment by Distance Education Status				
Screen Entry	Your institution reported that you had 20% of your students enrolled "Not enrolled in any distance education courses" last year, but this year you reported 57.83% enrolled in "Not enrolled in any distance education courses" in Graduate Students. This is a larger shift than we would expect. Please correct your data or explain the discrepancy. (Error #6838)	Explanation	Yes	
Reason	In Fall 2020, fewer students enrolled in all in-person courses. But the counts were significantly higher in the following Fall semester (Fall 2021).			
Screen: Part E - First-time Bachelor's Cohort Retention Rates (Full-time)				
Screen Entry	The full-time, first-time bachelor's cohort reported in Part E (2,286) is outside the expected range when compared with the prior year value (Fall 2019 cohort). Please correct your data or explain. (Error #6164)	Explanation	Yes	
Reason	We had a significant decrease in students due to Covid and offering only distance education. This was also very disruptive to recruiting and admissions activities resulting in a smaller cohort for 2020 vs. 2019.			